



PW180KB

Power over Ethernet IEEE802.3af Compliant

Power over Ethernet (PoE) / SMPS

3 Year Warranty

- PoE Injector and Power Supply in One Unit
- Universal Input 100 to 250 VAC
- Desktop Style Single Output
- Ideal for Midspan Applications
- Regulated Output with Low Ripple
- Meets Safety Agency Requirements
- Complies with EMI/RFI Regulations
- CE Compliant
- Impact Resistant Polycarbonate Enclosure
- Private Label Marking Available
- Modified and Custom Designs Also Available



International Safety Standard Approvals



Specifications

Output Specifications

Voltage	+48VDC Typical, 44V to 57V	
Load Regulation	+/-4%, 44V to 57V	
Ripple and Noise	f < 500kHz	500mVp-p
	500Hz-150kHz	200mVp-p
	150kHz-500kHz	150mVp-p
	500kHz-1MHz	100mVp-p
Transient Response	0.5ms for 50% Load change Typical	
Pin Assignment	(see page 2)	

Input Specifications

Voltage	100-250VAC -10%, +6%	
Line Frequency	47-63Hz	
Input Current	90VAC Input	0.5A max.
Protection	Internal Primary Current Fuse, Inrush Limiting	

LED Indicator

Power Mode LED (Two colors)	Amber -	Power ON / Detection Mode
	Green -	Injecting Full Power / Power Up Mode

General Specifications

Topology	Switching-Fixed Frequency Flyback
Dielectric Withstand	3,000VAC or 4,250VDC Primary-Secondary
Output Current	350mAdc min.
Inrush Current	450mAdc max.
Overload Current Detection	(15.4W/Vport)min. / 400mA max.
Overload Time Limit	50-75ms
Short Circuit Protection	400-450mA max.
Continuous Output Power	15.4W min. Average over 1 second.
Approvals and Safety Standards	UL60950-1, IEC/EN60950-1 EMC : EN55022 / 55024 / 61000
Weight	5.95 ounces, 170 Grams
Leakage Current	Less than 0.75mA at 265VAC 50Hz
Spacing	6.4mm Primary-Secondary
Case and Dimension	Desktop Style 3.98L x 2.40W x 1.35H (in) 101.0L x 61.5W x 34.2H (mm)
Case Material	Black 94V0 Polycarbonate
Cord and Connectors	Dual RJ45 Jacks built into the enclosure.

PW180KB

Power over Ethernet IEEE802.3af Compliant


Power over Ethernet (PoE) / SMPS

For the most current data and application support visit www.slpower.com


Ault Part Number	Output Voltage	Output Currents		Max Watts	Ripple Vp-p max.
		Min	Max		
PW180KB4800_01	48 V	0.00 A	0.35 A	15.4 W	480 mV

Ault Part Number Key						
PW180	K	B	48	00	_	01
Product Family Name	Manufacturing Location	Design Revision Changes	Voltage DC	Connector Number	Input Configuration/ Model Type	Standard (no modifications or special packaging)

Input Configuration



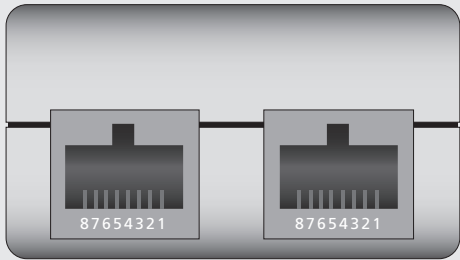
IEC320
w/ground
C14
(F)



Shaver
C8
(N)

Specify the Input Configuration Code in your order.

Pin Connections



J1

J1 Pins

1. Data Pair 1
2. Data Pair 1
3. Data Pair 2
4. + VDC
5. + VDC
6. Data Pair 2
7. - VDC
8. - VDC

J2

J2 Pins

1. Data Pair 1
2. Data Pair 1
3. Data Pair 2
4. No Connection
5. No Connection
6. Data Pair 2
7. No Connection
8. No Connection

↔ ↔ ↔ ↔ ↔ ↔ ↔ ↔

